



# Theoretical Examination



## Instructions

1. The theoretical examination lasts for 5 hours and is worth a total of 300 marks.
2. Dedicated IOAA **Summary Answer Sheets** are provided for writing your answers. Enter the final answers into the appropriate boxes in the corresponding **Summary Answer Sheet**. On each **Summary Answer Sheet**, please fill in
  - Student Code (Country Code and 1 digit)
3. There are **Answer Sheets** for carrying out detailed work/rough work. On each **Answer Sheet**, please fill in
  - Student Code (Country Code and 1 digit)
  - Question no.
  - Page no. and total number of pages.
4. Start each problem on a separate Answer Sheet. Please write only on the printed side of the sheet. Do not use the reverse side. If you have written something on any sheet which you do not want to be evaluated, cross it out.
5. Use as many mathematical expressions as you think may help the evaluator to better understand your solutions. The evaluator may not understand your language. If it is necessary to explain something in words, please use short phrases (if possible in English).
6. You are not allowed to leave your work desk without permission. If you need any assistance (malfunctioning calculator, need to visit a restroom, need more Answer Sheets, etc.), please draw the attention of the proctor using the Help card.
7. The beginning and end of the examination will be indicated by a long sound signal. Additionally, there will be a buzzer sound, fifteen minutes before the end of the examination (before the final sound signal).
8. At the end of the examination you must stop writing immediately. Sort and put your sheets in separate stacks,
  - a) Stack 1: Summary Answer Sheets, Answer Sheets of part 1
  - b) Stack 2: Summary Answer Sheets, Answer Sheets of part 2
  - c) Stack 3: Summary Answer Sheets, Answer Sheets of part 3
  - d) Stack 4: question papers and paper sheets you do not want to be graded.
9. Wait at your table until your envelope is collected. Once all envelopes are collected, your student guide will escort you out of the examination room.
10. A list of constants and a table of the mark distribution for this exam are given on the next two pages.



### Table of constants

Mass ( $M_{\oplus}$ )	$5.98 \times 10^{24}$ kg	<b>Earth</b>
Radius ( $R_{\oplus}$ )	$6.38 \times 10^6$ m	
Acceleration of gravity ( $g$ )	$9.8 \text{ m} \cdot \text{s}^{-1}$	
Obliquity of Ecliptic	$23^{\circ}27'$	
Length of Tropical Year	365.2422 mean solar days	
Length of Sidereal Year	365.2564 mean solar days	
Albedo	0.39	
Mass ( $M_{\text{C}}$ )	$7.35 \times 10^{22}$ kg	<b>Moon</b>
Radius ( $R_{\text{C}}$ )	$1.74 \times 10^6$ m	
Mean distance from Earth	$3.84 \times 10^8$ m	
Orbital inclination with the Ecliptic	$5.14^{\circ}$	
Albedo	0.14	
Apparent magnitude (mean full moon)	-12.74	
Mass ( $M_{\odot}$ )	$1.99 \times 10^{30}$ kg	
Radius ( $R_{\odot}$ )	$6.96 \times 10^8$ m	
Luminosity ( $L_{\odot}$ )	$3.83 \times 10^{26}$ W	
Absolute Magnitude ( $\mathcal{M}_{\odot}$ )	4.80 mag	
Angular diameter	0.5 degrees	
Rotational velocity in the Galaxy	$220 \text{ km s}^{-1}$	
Distance from Galactic centre	8.5 kpc	
Mass	$1.89 \times 10^{27}$ kg	<b>Jupiter</b>
Orbital semi-major axis	5.20 au	
Orbital period	11.86 year	
Mass	$5.68 \times 10^{26}$ kg	<b>Saturn</b>
Orbital semi-major axis	9.58 au	
Orbital period	29.45 year	
1 au	$1.50 \times 10^{11}$ m	<b>Physical constants</b>
1 pc	206 265 au	
Gravitational constant ( $G$ )	$6.67 \times 10^{-11} \text{ N} \cdot \text{m}^2 \cdot \text{kg}^{-2}$	
Planck constant ( $h$ )	$6.62 \times 10^{-34} \text{ J} \cdot \text{s}$	
Boltzmann constant ( $k_{\text{B}}$ )	$1.38 \times 10^{-23} \text{ J} \cdot \text{K}^{-1}$	
Stefan-Boltzmann constant ( $\sigma$ )	$5.67 \times 10^{-8} \text{ W} \cdot \text{m}^{-2} \cdot \text{K}^{-4}$	
Hubble constant ( $H_0$ )	$67.8 \text{ km s}^{-1} \text{ Mpc}^{-1}$	
Speed of light in vacuum ( $c$ )	$299\,792\,458 \text{ m} \cdot \text{s}^{-1}$	
Proton mass	$938.27 \text{ MeV} \cdot c^{-2}$	
Deuterium mass	$1875.60 \text{ MeV} \cdot c^{-2}$	
Neutron mass	$939.56 \text{ MeV} \cdot c^{-2}$	
Helium-3 mass	$2808.30 \text{ MeV} \cdot c^{-2}$	
Helium-4 mass	$3727.40 \text{ MeV} \cdot c^{-2}$	



### Mark distribution of this exam

Problem number	Marks
T1	10
T2	10
T3	10
T4	10
T5	10
T6	15
T7	20
T8	20
T9	20
T10	25
T11	50
T12	40
T13	60
Total	300

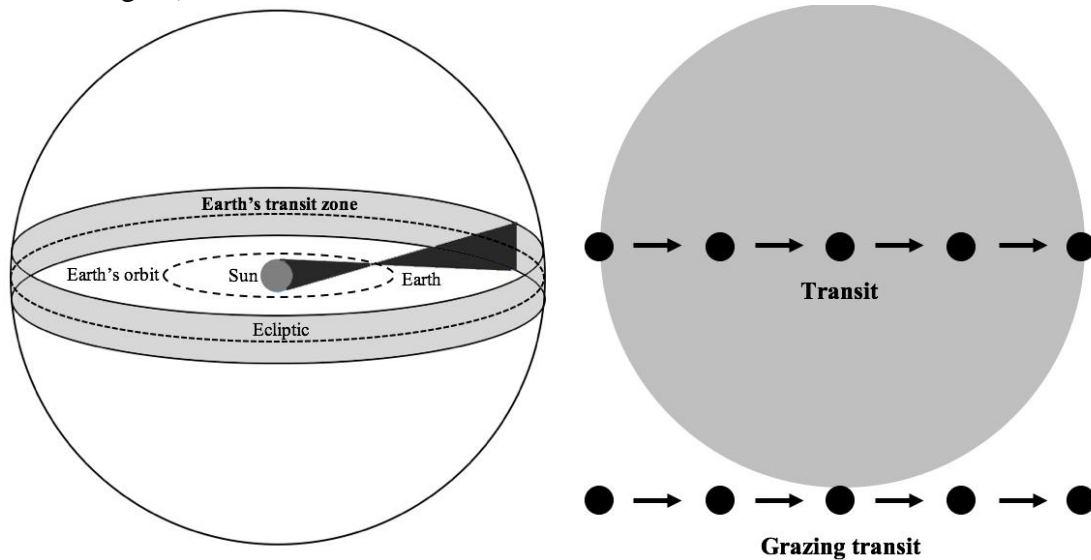
## Part 1

**(T1) The Large Magellanic Cloud in Phuket** **[10 marks]**

The coordinates of the Large Magellanic Cloud (LMC) are R.A. = 5h 24min and Dec =  $-70^{\circ}00'$ . The latitude and longitude of Phuket are  $7^{\circ}53'$  N and  $98^{\circ}24'$  E, respectively. What is the date when the LMC culminates at 9pm as seen from Phuket in the same year? You may note that the Greenwich Sidereal Time, GST, at 00h UT 1<sup>st</sup> January is about 6h 43min, and Phuket is in the UT+7 time zone. [10]

**(T2) Earth's Transit Zone** **[10 marks]**

Earth's transit zone is an area where extrasolar observers (located far away from the Solar System) can detect the Earth transiting across the Sun. For observers on the Earth, this area is the projection of a band around the Earth's ecliptic onto the celestial plane (light grey area in the left figure). Assume that the Earth has a circular orbit of 1 au.

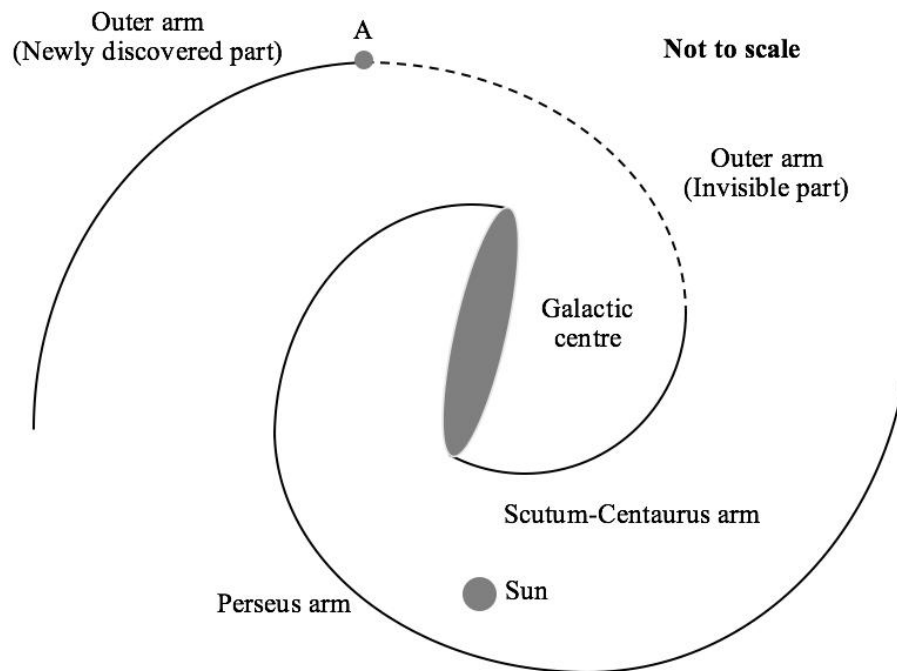


- a) Find the angular width of that part of the Earth's transit zone in degrees, in which the extrasolar observers can detect Earth's total transit (when the whole of the Earth's disk passes in front of the Sun). [5]
- b) Find the angular width of that part of the Earth's transit zone in degrees, where the extrasolar observers can detect at least Earth's grazing transit (when any part of the Earth's disk passes in front of the Sun). [5]

**(T3) The Milky Way's Distant Outer Arm** **[10 marks]**

In 2011, Dame and Thaddeus found a new part of the outer arm of the Milky Way by studying the CO line using the CfA 1.2m telescope. They found that the CO line was detected at galactic longitude  $\ell = 13.25^{\circ}$  (marked **A** in the figure) where it had a radial velocity of  $20.9 \text{ km s}^{-1}$  towards the Sun. Assume that the galactic rotation curve is flat beyond 5 kpc from the Galactic centre. The distance between the Sun and the Galactic centre is 8.5 kpc. The velocity of the Sun around the Galactic centre is  $220 \text{ km s}^{-1}$ .

- a) Find the distance from the start of the arm (point **A**) to the Galactic centre. [7]
- b) Find the distance from the start of the arm (point **A**) to the Sun. [3]



**(T4) 21-cm HI galaxy survey [10 marks]**

A radio telescope is equipped with a receiver which can observe in a frequency range from 1.32 to 1.52 GHz. Its detection limit is 0.5 mJy per beam for a 1-minute integration time. In a galaxy survey, the luminosity of the HI spectral line of a typical target galaxy is  $10^{28}$  W with a linewidth of 1 MHz. For a large beam, the HI emitting region from a far-away galaxy can be approximated as a point source. The HI spin-flip spectral line has a rest-frame frequency of 1.42 GHz.

What is the highest redshift,  $z$ , of a typical HI galaxy that can be detected by a survey carried out with this radio telescope, using 1-minute integration time? You may assume in your calculation that the redshift is small and the non-relativistic approximation can be used. Note that  $1 \text{ Jy} = 10^{-26} \text{ W m}^{-2} \text{ Hz}^{-1}$ . [10]

**(T5) A Synchronous Satellite [10 marks]**

A synchronous satellite is a satellite which orbits the Earth with its period exactly equal to the period of rotation of the Earth. The height of these satellites is 35786 km above the surface of the Earth. A satellite is put in an inclined synchronous orbit with an inclination of  $\theta = 6.69^\circ$  to the equatorial plane. Calculate the precise value of the maximum possible altitude of the satellite for an observer at latitude of  $\phi = 51.49^\circ$ . Ignore the effect of refraction due to the Earth's atmosphere. [10]

## Part 2

**(T6) Supernova 1987A** **[15 marks]**

Supernova SN 1987A was at its brightest with an apparent magnitude of +3 on about 15<sup>th</sup> May 1987 and then faded, finally becoming invisible to the naked eye by 4<sup>th</sup> February 1988. It is assumed that brightness  $B$  varied with time  $t$  as an exponential decline,  $B = B_0 e^{-t/\tau}$ , where  $B_0$  and  $\tau$  are constant. The maximum apparent magnitude which can be seen by the naked eye is +6.

- a) Determine the value of  $\tau$  in days. [5]
- b) Find the last day that observers could have seen the supernova if they had a 6-inch (15.24-cm) telescope with transmission efficiency  $T = 70\%$ . Assume that the average diameter of the human pupil is 0.6 cm. [10]

**(T7) Life on Other Planets** **[20 marks]**

One place to search for life is on planets orbiting main sequence stars. A good starting point is the planets that have an Earth-like temperature range and a small temperature fluctuation. Assume that for a main sequence star, the relation between the luminosity  $L$  and the mass  $M$  is given by

$$L \propto M^{3.5}.$$

You may assume that the total energy  $E$  released over the lifetime of the star is proportional to the mass  $M$  of the star. For the Sun, it will have a main sequence lifetime of about 10 billion years. The stellar spectral types are given in the table below. Assume that the spectral subclasses of stars (0-9) are assigned on a scale that is linear in  $\log M$ .

Spectral Class	O5V	B0V	A0V	F0V	G0V	K0V	M0V
Mass ( $M_\odot$ )	60	17.5	2.9	1.6	1.05	0.79	0.51

- a) If it takes at least  $4 \times 10^9$  years for an intelligent life form to evolve, what is the spectral type (accurate to the subclass level) of the most massive star in the main sequence around which astronomers should look for intelligent life? [6]
- b) Assume that the target planet has the same emissivity  $\varepsilon$  and albedo  $a$  as the Earth. In order to have the same temperature as the Earth, express the distance  $d$ , in au, of the planet to its parent main sequence star, of mass  $M$ . [6]
- c) The existence of a planet around a star can be shown by the variation in the radial velocity of the star about the star-planet system centre of mass. If the smallest Doppler shift in the wavelength detectable by the observer is  $(\Delta\lambda / \lambda) = 10^{-10}$ , calculate the lowest mass of such a planet in b), in units of Earth masses, that can be detected by this method, around the main sequence star in a). [8]

**(T8) The Star of Bethlehem**

**[20 marks]**

A great conjunction is a conjunction of Jupiter and Saturn for observers on Earth. Assume that Jupiter and Saturn have circular orbits in the ecliptic plane.

The time between successive conjunctions may vary slightly as viewed from the Earth. However, the average time period of the great conjunctions is the same as that of an observer at the centre of the Solar system.

- a) Find the average great conjunction period (in years) and average heliocentric angle between two successive great conjunctions (in degrees). [6]
- b) The next great conjunction will be on 21st December 2020 with an elongation of  $30.3^\circ$  East of the Sun. Suggest the constellation in which the conjunction on 21st December 2020 will occur. (Give the IAU Latin name or IAU three-letter abbreviation of the constellation, i.e. Ursa Major or UMa) [2]

In 1606, Johannes Kepler determined that in some years the great conjunction can be happen three times in the same year due to the retrograde motions of the planets. He also determined that such an event happened in the year 7 BC, which could have been the event commonly known as “The Star of Bethlehem”. For the calculations below you may ignore the precession of the axis of the Earth.

- c) Suggest the constellation in which the great conjunctions in 7 BC occurred. (Give the IAU Latin name or IAU three-letter abbreviation of the constellation, i.e. Ursa Major or UMa) [8]
- d) During the second conjunction of the series of three conjunctions in 7 BC, suggest the constellation the Sun was in as viewed by the observer on Earth. (Give the IAU Latin name or IAU three-letter abbreviation of the constellation, i.e. Ursa Major or UMa) [4]

**(T9) Galactic Outflow**

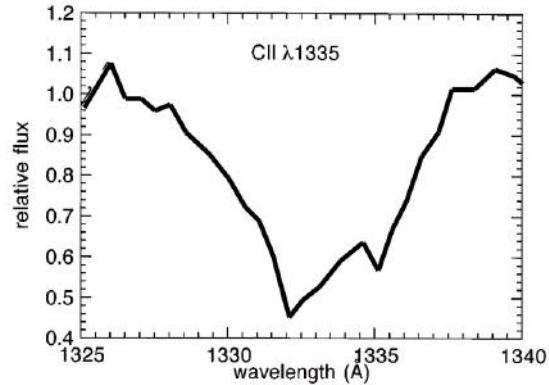
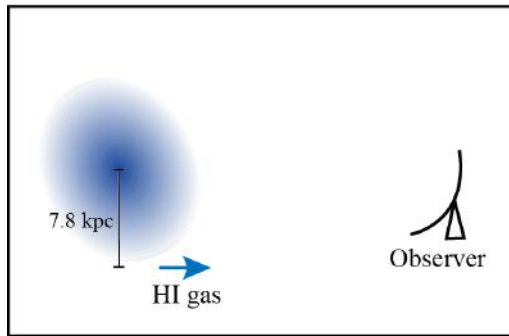
**[20 marks]**

Cannon et al. (2004) conducted an HI observation of a disk starburst galaxy, IRAS 0833+6517, with the Very Large Array (VLA). The galaxy is located at a distance of 80.2 Mpc with an approximate inclination angle of 23 degrees. According to the HI velocity map, IRAS 0833+6517 appears to be undergoing regular rotation with an observed radial velocity of the HI gas of roughly  $5850 \text{ km s}^{-1}$  at a distance of 7.8 kpc from the centre (the left panel of the figure below).

Gas outflow from IRAS 0833+6517 is traced by using the blueshifted interstellar absorption lines observed against the backlight of the stellar continuum (the right panel of the figure). Assuming that this galaxy is gravitationally stable and all the stars are moving in circular orbits,

- a) Determine the rotational velocity ( $v_{\text{rot}}$ ) of IRAS 0833+6517 at the observed radius of HI gas. [5]

- b) Calculate the escape velocity for a test particle in the gas outflow at the radius of 7.8 kpc. [9]
- c) Determine if the outflowing gas can escape from the galaxy at this radius by considering the velocity offset of the C II  $\lambda 1335$  absorption line, which is already corrected for the cosmological recessional velocity. (The central rest-frame wavelength of the CII absorption line is 1335 Å.) (YES / NO) [6]



**(T10) GOTO**

**[25 marks]**

The Gravitational-Wave Optical Transient Observer (GOTO) aims to carry out searches of optical counterparts of any Gravitational Wave (GW) sources within an hour of their detection by the LIGO and VIRGO experiments. The survey needs to cover a big area on the sky in a short time to search all possible regions constrained by the GW experiments before the optical burst signal, if any, fades away. The GOTO telescope array is composed of 4 identical reflective telescopes, each with 40-cm diameter aperture and f-ratio of 2.5, working together to image large regions of the sky. For simplicity, we assume that the telescopes' fields-of-view (FoV) do not overlap with one another.

- a) Calculate the projected angular size per mm at the focal plane, i.e. plate scale, of each telescope. [6]
- b) If the zero-point magnitude (i.e. the magnitude at which the count rate detected by the detector is 1 count per second) of the telescope system is 18.5 mag, calculate the minimum time needed to reach 21 mag at Signal-to-Noise Ratio (SNR) = 5 for a point source. We first assume that the noise is dominated by both the Read-Out Noise (RON) at 10 counts/pixel and the CCD dark (thermal) noise (DN) rate of 1 count/pix/minute. The CCDs used with the GOTO have a 6-micron pixel size and gain (conversion factor between photo-electron and data count) of 1. The typical seeing at the observatory site is around 1.0 arcsec. [8]

The Signal-to-Noise Ratio is defined as

$$\text{SNR} = \frac{\text{Total Source Count}}{\sqrt{\sum_i \text{Noise}_i^2}} = \frac{\text{Total Source Count}}{\sqrt{\sigma_{\text{RON}}^2 + \sigma_{\text{DN}}^2 + \dots}},$$

$$\sigma_{\text{RON}} = \sqrt{N_{\text{pix}} \cdot \text{RON}^2}, \quad \sigma_{\text{DN}} = \sqrt{N_{\text{pix}} \cdot \text{DN} \cdot t},$$

where  $t$  is the exposure time.



- c) Normally when the exposure time is long and the source count is high then Poisson noise from the source is also significant. Determine the relation between SNR and exposure time in the case that the noise is dominated by Poisson noise of the source. Recalculate the minimum exposure time required to reach 21 mag with  $\text{SNR} = 5$  from part b) if Poisson noise is also taken into consideration. The Poisson noise (standard deviation) of the source is given by  $\sigma_{\text{source}} = \sqrt{\text{Source Count}}$ . In reality, there is also the sky background which can be important source of Poisson noise. For our purpose here, please ignore any sky background in the calculation. [6]
- d) The typical localisation uncertainty of the GW detector is about 100 square-degrees and we would like to cover the entire possible location of any candidate within an hour after the GW is detected. Estimate the minimum side length of the square CCD needed for each telescope in terms of the number of pixels. You may assume that the time taken for the CCD read-out and the pointing change are negligible. [5]

### Part 3

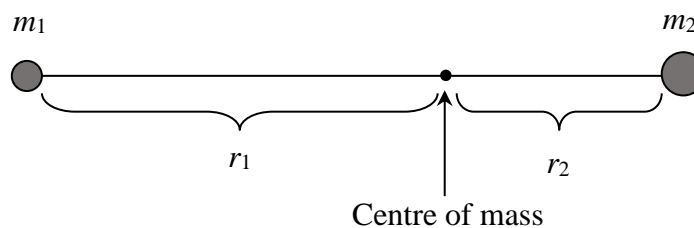
#### (T11) Mass of the Local Group

[50 marks]

The dynamics of M31 (Andromeda) and the Milky Way (MW) can be used to estimate the total mass of the Local Group (LG). The basic idea is that galaxies currently in a binary system were at approximately the same point in space shortly after the Big Bang. To a reasonable approximation, the mass of the local group is dominated by the masses of the MW and M31. Via Doppler shifts of the spectral lines, it was found that M31 is moving towards the MW with a speed of  $118 \text{ km s}^{-1}$ . This may be surprising, given that most galaxies are moving away from each other with the general Hubble flow. The fact that M31 is moving towards the MW is presumably because their mutual gravitational attraction has eventually reversed their initial velocities. In principle, if the pair of galaxies is well-represented by isolated point masses, their total mass may be determined by measuring their separation, relative velocity and the time since the universe began. Kahn and Woltjer (1959) used this argument to estimate the mass in the LG.

In this problem we will follow this argument through our calculation as follows.

- a) Consider an isolated system with negligible angular momentum of two gravitating point masses  $m_1$  and  $m_2$  (as observed by an inertial observer at the centre of mass).



Write down the expression of the total mechanical energy ( $E$ ) of this system in mathematical form connecting  $m_1$ ,  $m_2$ ,  $r_1$ ,  $r_2$ ,  $v_1$ ,  $v_2$ , and the universal gravitational constant  $G$ , where  $v_1$  and  $v_2$  are the radial velocities of  $m_1$  and  $m_2$ , respectively.

[5]

- b) Re-write the equation in a) in terms of  $r$ ,  $v$ ,  $\mu$ ,  $M$ , and  $G$ , where  $r \equiv r_1 + r_2$  is the separation distance between  $m_1$  and  $m_2$ ,  $v$  is the changing rate of the separation distance,

$\mu \equiv \frac{m_1 m_2}{m_1 + m_2}$  is the reduced mass of the system, and  $M \equiv m_1 + m_2$  is the total mass of the system.

[10]

- c) Show that the equation in b) yields

$$v^2 = (2GM) \left( \frac{1}{r} - \frac{1}{r_0} \right), \text{ where } r_0 \text{ is a new constant.}$$

Find  $r_0$  in terms of  $\mu$ ,  $M$ ,  $G$  and  $E$ .

[5]

The solution of the equation in b) is given below in parametric form, under the initial condition  $r = 0$  at  $t = 0$ :

$$r(\theta) = \frac{r_0}{2}(1 - \cos \theta),$$

$$t(\theta) = \left( \frac{r_0^3}{8GM} \right)^{\frac{1}{2}} (\theta - \sin \theta),$$

where  $\theta$  is in radians.

d) From the above parametric equations, show that an expression for  $\frac{vt}{r}$  is

$$\frac{vt}{r} = \frac{(\sin \theta)(\theta - \sin \theta)}{(1 - \cos \theta)^2} \quad [10]$$

e) Now we consider  $m_1$  and  $m_2$  as the MW and M31, respectively, such that the current values of  $v$  and  $r$  are  $v = -118 \text{ km s}^{-1}$  and  $r = 710 \text{ kpc}$ , and  $t$  may be taken to be the age of the Universe (13700 million years). Find  $\theta$  using numerical iteration. [10]

f) Use the value of  $\theta$  from e) to calculate the maximum distance between M31 and the MW,  $r_{\max}$ , and hence also obtain the value of  $M$  in solar masses. [10]

**(T12) Shipwreck**

**[40 marks]**

You are shipwrecked on an island. Fortunately, you are still wearing a watch that is set to Bangkok time, and you also have a compass, an atlas and a calculator. You are initially unconscious, but wake up to find it has recently become dark. Unfortunately, it is cloudy. An hour or so later you see Orion through a gap in the clouds. You estimate that the star “Rigel” is about  $52.5^\circ$  above the horizon and with your compass you find that it has an astronomical azimuth of  $109^\circ$ . Your watch says it is currently 01:00 on the 21<sup>st</sup> November 2017. You happen to remember from your astronomy class that Greenwich Sidereal Time (GST) at 00h UT 1<sup>st</sup> January 2017 is about 6h 43min and that the R.A. and Dec of Rigel are 5h 15min and  $-8^\circ 11'$ , respectively. Bangkok is in the UT+7 time zone.

- a) Find the Local Hour Angle (LHA) of Rigel. [10]
- b) Find the current Greenwich sidereal time (GST). [10]
- c) Find the longitude of the island. [5]
- d) Find, to the nearest arcminute, the Latitude of the island. [15]

**(T13) Exomoon**

**[60 marks]**

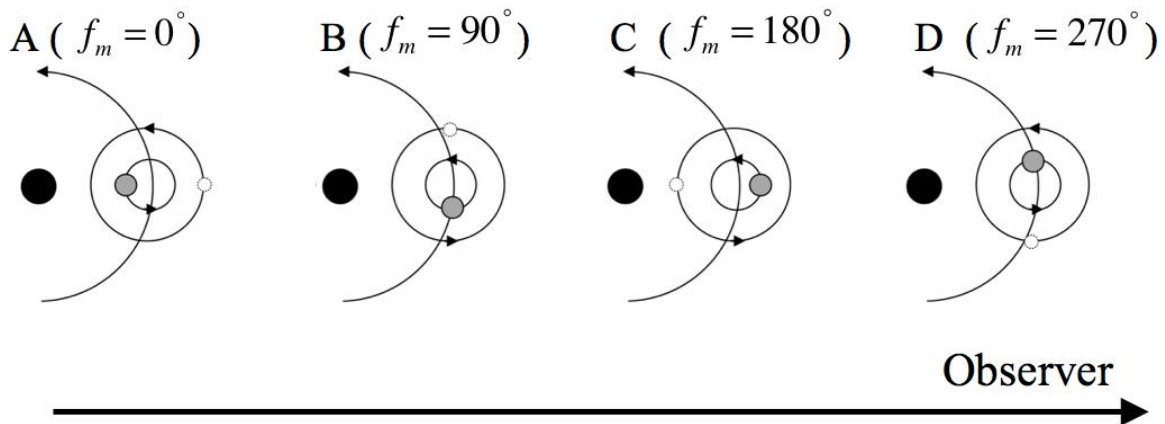
Exomoons are natural satellites of exoplanets. The gravitational influence of such a moon will affect the position of the planet relative to the planet-moon barycentre, resulting in Transit Timing Variations ( $\sigma_{TTV}$ , TTVs) as the observed transit of the planet occurs earlier or later than the predicted time of transit for a planet without a moon.

The motion of the planet around the planet-moon barycentre will also induce Transit Duration Variations ( $\sigma_{TDV}$ , TDVs) as the observed transit duration is shorter or longer than the predicted transit duration for a planet without a moon.

We will consider edge-on circular orbits with the following parameters

- $M_p$  is the planet mass
- $M_m$  is the moon mass
- $P_p$  is the planet-moon barycentre's period around the host star
- $P_m$  is the moon's period around the planet
- $a_p$  is the distance of the planet-moon barycentre to the star
- $a_m$  is the distance of the moon to the planet-moon barycentre
- $f_m$  is the moon phase,  $f_m = 0^\circ$  when the moon is in opposition to the star
- $\tau$  is the mean transit duration of the planet (as if it has no moon)

We will only consider the orbit of a prograde moon orbiting in the same plane as the planet's orbit. Example phases of the moon, as observed by distant observers, are shown in the figure below.



**Phase of the moon.**

Black, grey and white circles represent the star, planet and moon, respectively.

- a) We define  $\sigma_{TTV} \equiv t_m - t$  where  $t$  is the predicted transit time without the moon, and  $t_m$  is the observed transit time with the moon. Show that

$$\sigma_{TTV} = \left[ \frac{a_m M_m P_p}{2\pi a_p M_p} \right] \sin(f_m)$$

A positive value of  $\sigma_{TTV}$  indicates that the transit occurs later than the predicted time of transit for a planet without a moon. [10]

- b) Similarly, we define  $\sigma_{TDV} \equiv \tau_m - \tau$  where  $\tau$  is the predicted transit duration without the moon, and  $\tau_m$  is the observed transit duration with the moon. We can assume that the planet's velocity around the star is much bigger than the moon's velocity around the planet-moon barycentre, and also the moon does not change phase during the transit. Show that

$$\sigma_{TDV} = \tau \left[ \frac{P_p M_m a_m}{P_m M_p a_p} \right] \cos(f_m)$$

A positive value of  $\sigma_{TDV}$  indicates that the transit duration is longer than the predicted transit duration without a moon. [13]

An exoplanet is observed transiting a main-sequence solar-type star ( $1 M_\odot$ ,  $1 R_\odot$ , spectral class: G2V). The planet has an edge-on circular orbit with a period of 3.50 days. From the observational data, the planet has a mass of  $120 M_\oplus$  and a radius of  $12 R_\oplus$ . The observed relation between  $\sigma_{TTV}^2$  and  $\sigma_{TDV}^2$  can be written as

$$\sigma_{TDV}^2 = -0.7432\sigma_{TTV}^2 + 1.933 \times 10^{-8} \text{ days}^2$$

- c) Assume that the moon's mass is much smaller than the planet's mass. Find the mean transit duration of the planet ( $\tau$ ) in days. [6]
- d) Find the moon's period ( $P_m$ ) in days [7]
- e) Estimate the distance of the moon to the planet-moon barycentre ( $a_m$ ) in units of Earth radii. Also find the moon mass ( $M_m$ ) in units of Earth mass. [7]
- f) The Hill sphere is a region around a planet within which the planet's gravity dominates. The radius of the Hill sphere can be written as

$$R_h = a_p \sqrt[3]{\frac{M_p}{xM_*}}$$

where  $M_*$  is the host star mass.

Find the value of the constant  $x$  (Hint: for a massive host star, the radius of the Hill sphere of the system is approximately equal to the distance between the planet and the Lagrange point  $L_1$  or  $L_2$ ). Hence, find the radius of the Hill sphere of this planetary system in units of Earth radii. [11]

- g) The Roche limit is the minimum orbital radius at which a satellite can orbit without being torn apart by tidal forces. Take the Roche limit as

$$R_r = 1.26R_p \sqrt[3]{\frac{\rho_p}{\rho_m}}$$

where  $\rho_p$  and  $\rho_m$  are the density of the planet and moon, respectively and  $R_p$  is the planet's radius. Assuming that the moon is a rocky moon with the same density as the Earth, find the Roche limit of the system. [3]

- h) Does the moon have a stable orbit? (YES / NO) [3]



# Data Analysis Examination



## Instructions

1. The data analysis examination lasts for 4 hours and is worth a total of 150 marks.
2. Dedicated IOAA **Summary Answer Sheets** are provided for writing your answers. Enter the final answers into the appropriate boxes in the corresponding **Summary Answer Sheet**. On each Answer Sheet, please fill in
  - Student Code (Country Code and 1 digit)
3. **Graph Papers** are required for your solutions. On each Graph Paper, please fill in
  - Student Code (Country Code and 1 digit)
  - Question no.
  - Graph no. and total number of graph papers used.
4. There are **Answer Sheets** for carrying out detailed work/rough work. On each Answer Sheet, please fill in
  - Student Code (Country Code and 1 digit)
  - Question no.
  - Page no. and total number of pages.
5. Start each problem on a separate Answer Sheet. Please write only on the printed side of the sheet. Do not use the reverse side. If you have written something on any sheet which you do not want to be evaluated, cross it out.
6. Use as many mathematical expressions as you think that may help the evaluator to better understand your solutions. The evaluator may not understand your language. If it is necessary to explain something in words, please use short phrases (if possible in English).
7. You are not allowed to leave your working desk without permission. If you need any assistance (malfunctioning calculator, need to visit a restroom, need more Answer Sheets, etc.), please draw the attention of the invigilator using the sign card.
8. The beginning and end of the examination will be indicated by a long sound signal. Additionally, there will be a buzzer sound, fifteen minutes before the end of the examination (before the final sound signal).
9. At the end of the examination you must stop writing immediately. Sort and put your Summary Answer Sheets, Graph Papers, and Answer Sheets for each part (D1 and D2) in separate stack. You are not allowed to take any sheet of paper out of the examination area.
10. Wait at your table until your envelope is collected. Once all envelopes are collected, your student guide will escort you out of the examination area.
11. A list of constants is given on the next page.



## Table of constants

Mass ( $M_{\oplus}$ )	$5.98 \times 10^{24}$ kg	<b>Earth</b>
Radius ( $R_{\oplus}$ )	$6.38 \times 10^6$ m	
Acceleration of gravity ( $g$ )	$9.8 \text{ m s}^{-2}$	
Obliquity of Ecliptic	$23^{\circ}27'$	
Length of Tropical Year	365.2422 mean solar days	
Length of Sidereal Year	365.2564 mean solar days	
Albedo	0.39	
Mass ( $M_{\text{C}}$ )	$7.35 \times 10^{22}$ kg	<b>Moon</b>
Radius ( $R_{\text{C}}$ )	$1.74 \times 10^6$ m	
Mean distance from Earth	$3.84 \times 10^8$ m	
Orbital inclination with the Ecliptic	$5.14^{\circ}$	
Albedo	0.14	
Apparent magnitude (mean full moon)	-12.74	
Mass ( $M_{\odot}$ )	$1.99 \times 10^{30}$ kg	<b>Sun</b>
Radius ( $R_{\odot}$ )	$6.96 \times 10^8$ m	
Luminosity ( $L_{\odot}$ )	$3.83 \times 10^{26}$ W	
Absolute Magnitude ( $\mathcal{M}_{\odot}$ )	4.80 mag	
Angular diameter	0.5 degrees	
1 au	$1.50 \times 10^{11}$ m	<b>Physical constants</b>
1 pc	206,265 au	
Distance from Sun to Barnard's Star	1.83 pc	
Gravitational constant ( $G$ )	$6.67 \times 10^{-11} \text{ N} \cdot \text{m}^2 \cdot \text{kg}^{-2}$	
Planck constant ( $h$ )	$6.62 \times 10^{-34} \text{ J} \cdot \text{s}$	
Boltzmann constant ( $k_{\text{B}}$ )	$1.38 \times 10^{-23} \text{ J} \cdot \text{K}^{-1}$	
Stefan-Boltzmann constant ( $\sigma$ )	$5.67 \times 10^{-8} \text{ W} \cdot \text{m}^{-2} \cdot \text{K}^{-4}$	
Hubble constant ( $H_0$ )	$72 \text{ km s}^{-1} \text{ Mpc}^{-1}$	
Speed of light in vacuum ( $c$ )	$299,792,458 \text{ m s}^{-1}$	
Proton mass	$938.27 \text{ MeV} \cdot \text{c}^{-2}$	
Deuterium mass	$1875.60 \text{ MeV} \cdot \text{c}^{-2}$	
Neutron mass	$939.56 \text{ MeV} \cdot \text{c}^{-2}$	
Helium-3 mass	$2808.30 \text{ MeV} \cdot \text{c}^{-2}$	
Helium-4 mass	$3727.40 \text{ MeV} \cdot \text{c}^{-2}$	



**(D1) Calibrating the distance ladder to the LMC**

**[75 marks]**

An accurate trigonometric parallax calibration for Galactic Cepheids has long been sought, but is very difficult to achieve in practice. All known classical (Galactic) Cepheids are more than 250 pc away, therefore for direct distance estimates to achieve an uncertainty of up to 10%, parallax uncertainties of up to  $\pm 0.2$  milliarcsec are needed, requiring space-based observations. The Hipparcos satellite reported parallaxes for 200 of the nearest Cepheids, but even the best of these had high uncertainties. Recent progress has come with the use of the Fine Guidance Sensor on HST where parallaxes (in many cases) accurate to better than  $\pm 10\%$  were obtained for 10 Cepheids, spanning a range of periods from 3.7 to 35.6 days. These nearby Cepheids cover distances from about 300 to 560 pc.

The measured periods,  $P$ , and average magnitudes in V, K and I bands are given in **Table 1** as well as the  $A_V$  and  $A_K$  for extinction in V and K bands, respectively. The measured parallaxes with their uncertainties are also given in milliarcsec (mas). All measured apparent magnitudes have negligible uncertainty.

**Table 1:** Periods and average apparent magnitudes of 5 Galactic Cepheids with accurate parallax measurements.

	<b>P</b> <b>(day)</b>	<b>&lt;V&gt;</b> <b>(mag)</b>	<b>&lt;K&gt;</b> <b>(mag)</b>	<b><math>A_V</math></b> <b>(mag)</b>	<b><math>A_K</math></b> <b>(mag)</b>	<b>&lt;I&gt;</b> <b>(mag)</b>	<b>parallax</b> <b>(mas)</b>	<b>error</b> <b>(mas)</b>
<b>RT Aur</b>	3.728	5.464	3.925	0.20	0.02	4.778	2.40	0.19
<b>FF Aql</b>	4.471	5.372	3.465	0.64	0.08	4.510	2.81	0.18
<b>X Sgr</b>	7.013	4.556	2.557	0.58	0.07	3.661	3.00	0.18
<b><math>\zeta</math> Gem</b>	10.151	3.911	2.097	0.06	0.01	3.085	2.78	0.18
<b>I Car</b>	35.551	3.732	1.071	0.52	0.06	2.557	2.01	0.20

(D1.1) The observed correlation between the period of a Cepheid and its brightness is usually described by the so-called “Period-Luminosity (PL) relation”, where  $L \propto P^\beta$ . In fact, such a relation is normally expressed in terms of the period and absolute magnitude, instead of luminosity. Hereafter, we shall refer to the Period-Absolute magnitude relation as the conventionally named “PL relation”.

Use the data given in Table 1 to plot a suitable linear graph in order to derive the Cepheid PL relation for the V-band and K-band. You should plot each graph separately on different pieces of graph paper. Determine the slope of the line that best describes the linear relation of the data. (You may find the relation  $\Delta(\log_{10} x) \approx \frac{\Delta x}{x \log_e 10}$  useful)

[36.5 Marks]

Any apparent differences in PL relations of stars in the different bands can be explained if one also considers differences in colour. Therefore, the PL relation is in fact a PLC (Period-Luminosity-Colour) relation. This is from the reddening effect, due to extinction being a function of wavelength, which can also vary among different Cepheids due to their different metallicities, foreground Interstellar Medium and dust.

A new reddening-free magnitude (or bandpass) called “Wesenheit” has been proposed that does not require the explicit information of the extinction of individual stars but uses colour information from the star itself to get rid of the effect. For example,  $W_{VI}$  use V and I band photometry and is defined as

$$W_{VI} = V - \left[ \frac{A_V}{E(V-I)} \right] (V-I),$$

$$= V - R_V (V-I)$$

where  $R_V$  depends on the reddening law. In this case, we shall take the value of  $R_V$  to be 2.45.

(D1.2) From the data given in Table 1, plot and derive the reddening-free PL relation using Wesenheit  $W_{VI}$  magnitudes. Estimate the linear slope of the relation as well as its uncertainty. [14.5 Marks]

(D1.3) Next, we would like to use the newly-derived PL relations from question (D1.1) & (D1.2) to estimate the distance to the Large Magellenic Cloud (LMC) using periods and magnitudes of classical Cepheids in the LMC. In **Table 2**, the periods, average extinction-corrected apparent magnitudes,  $\langle V_{\text{corr}} \rangle$ , and Wesenheit  $W_{VI}$  magnitudes are given.

Estimate the distance modulus,  $\mu$ , to each star and then use all the information to derive the distance to the LMC (in parsecs) and its standard deviation for each band.

Compare if the derived distances are statistically different for the 2 bands (YES/NO).

Are the standard deviations of the estimated distances for 2 bands different (YES/NO)?

Based on this dataset, which band (V or Wesenheit) is more accurate in estimating the distance to the LMC? [24 Marks]

**Table 2:** Period, average extinction-corrected apparent magnitude,  $\langle V_{\text{corr}} \rangle$ , and average Wesenheit magnitude measurements of Cepheids in the LMC

	<b>P</b> <b>(day)</b>	<b><math>\langle V_{\text{corr}} \rangle</math></b> <b>mag</b>	<b><math>\langle W_{VI} \rangle</math></b> <b>mag</b>
<b>HV12199</b>	2.63	16.08	14.56
<b>HV12203</b>	2.95	15.93	14.40
<b>HV12816</b>	9.10	14.30	12.80
<b>HV899</b>	30.90	13.07	10.97
<b>HV2257</b>	39.36	12.86	10.54

(D2) **The search for dark matter**

**[75 marks]**

A low surface brightness galaxy (LSB) is a diffuse galaxy with a surface brightness that, when viewed from the Earth, is at least one magnitude lower than the ambient night sky.

Some of its matter is in the form of “baryonic” matter such as neutral hydrogen gas and stars. However, most of its matter is in the form of invisible mass – so called “dark matter”. In this question, we will investigate the mass of dark matter in a galaxy, the effect of dark matter on the rotation curves of the galaxy, and the distribution of dark matter in the galaxy.

The table below provides the data of a LSB galaxy named UGC4325. The galaxy is assumed to be edge-on. At every distance  $r$  from the centre of the galaxy, we measure

1.  $\lambda_{\text{obs}}$ , the observed wavelength of the  $\text{H}\alpha$  emission line. The Hubble expansion of the Universe has already been excluded from the data.
2.  $V_{\text{gas}}$ , the contribution of the gas component to the rotation due to  $M_{\text{gas}}$ , derived from HI surface densities.
3.  $V_*$ , the contribution of the stellar component to the rotation due to  $M_*$ , derived from  $R$ -band photometry.

The rotational velocities of the test particle due to the gas component,  $V_{\text{gas}}$ , and the star component,  $V_*$ , are defined as the velocities in the plane of the galaxy that would result from the corresponding components without any external influences. These velocities are calculated from the observed baryonic mass density distributions.

$r$ (kpc)	$\lambda_{\text{obs}}$ (nm)	$V_{\text{gas}}$ (km/s)	$V_*$ (km/s)
0.70	656.371	2.87	20.97
1.40	656.431	6.75	32.22
2.09	656.464	14.14	40.91
2.79	656.475	20.18	46.75
3.49	656.478	24.08	50.10
4.89	656.484	28.08	47.94
6.25	656.481	29.25	45.47
7.10	656.481	27.03	47.78
9.03	656.482	25.90	45.32
12.05	656.482	21.03	42.30

The mass of dark matter  $M_{\text{DM}}(r)$  within a volume of radius  $r$  can be defined in terms of the rotational velocity due to dark matter  $V_{\text{DM}}$ , the radius  $r$  and gravitational constant  $G$ ,

$$M_{\text{DM}}(r) = \frac{rV_{\text{DM}}^2}{G}. \quad (1)$$

To a good approximation, the observed rotational velocity  $V_{\text{obs}}$  can be modelled as

$$V_{\text{obs}}^2 = V_{\text{gas}}^2 + V_*^2 + V_{\text{DM}}^2. \quad (2)$$

The observed rotational velocity  $V_{\text{obs}}$  depends on the mass of the galaxy  $M(r)$  within a volume of radius  $r$  measured from the galaxy's centre.

The mass density  $\rho_{\text{DM}}(r)$  of dark matter within a volume of radius  $r$  can be modelled by a galaxy density profile,

$$\rho_{\text{DM}}(r) = \frac{\rho_0}{1 + \left(\frac{r}{r_C}\right)^2} \quad (3)$$

where  $\rho_0$  and  $r_C$  are the central density and the core radius of the galaxy, respectively. According to the density profile, the mass of dark matter  $M_{\text{DM}}(r)$  within a volume of a radius  $r$  can be described by

$$M_{\text{DM}}(r) = 4\pi\rho_0r_C^2 \left[ r - r_C \arctan(r/r_C) \right]. \quad (4)$$

### Part 1 The mass of dark matter and rotation curves of the galaxy

(D2.1) In laboratories on Earth,  $\text{H}\alpha$  has an emitted wavelength  $\lambda_{\text{emit}}$  of 656.281 nm. Compute the observed rotational velocities of the galaxy  $V_{\text{obs}}$  and the rotational velocities due to the dark matter  $V_{\text{DM}}$  at distance  $r$  in units of  $\text{km s}^{-1}$ .

For the different values of  $r$  given in the table, compute the dynamical mass  $M(r)$  and the mass of dark matter  $M_{\text{DM}}(r)$  in solar masses. [21]

(D2.2) Create rotation curves of the galaxy on graph paper by plotting the points of  $V_{\text{obs}}$ ,  $V_{\text{DM}}$ ,  $V_{\text{gas}}$ ,  $V_*$  versus the radius  $r$  and draw smooth curves through the points (mark your graph as "D2.2").

Order the contribution of the different components to the observed velocity in descending order. [16]

**Part 2 Dark matter distribution**

(D2.3) Take a data point at small  $r$  and large  $r$  to estimate  $\rho_0$  and  $r_C$ . Note that for large values of  $x$ ,  $\arctan(x) \approx \pi/2$  and at small  $x$ ,  $\arctan(x) \approx x - x^3/3$ . [7]

(D2.4) By comparing Equation (4) to a linear function, the central density  $\rho_0$  could also be found by a linear fit. Plot an appropriate graph so that a linear fit can be used to find another value of  $\rho_0$ . Evaluate  $\rho_0$  in units of  $M_\odot \text{ kpc}^{-3}$ . (Mark your graph as “D2.4”). If you cannot find the value of  $r_C$  from the previous part, use  $r_C = 3.2 \text{ kpc}$  as an estimate for this part. [19]

(D2.5) Compute logarithmic values of the dark matter density,  $\ln[\rho_{\text{DM}}(r)]$ , and plot the distribution of dark matter in the galaxy as a function of radius  $r$  on graph paper. (Mark your graph as “D2.5”). [12]



Observational Examination (Night)



## Instructions

1. Do not open the exam envelop yourself.
2. This part of the exam involves observation with real sky. You must complete two tasks using the equipment provided.
3. Hand the exam envelope to the proctor at the exam station.
4. You have 6 minutes to complete the first task, and 4 minutes to complete the second task.
5. Once you complete a task, call out to the proctor to have it graded.
6. Once graded, that answer is considered final and you may not return to it again.
7. Once the timer has expired any ungraded task will be graded as is. (So make sure you complete the task before the timer has elapsed)



Observational Examination (Night)

Student Code:

-

## N1: Observation with Equatorial Mount Telescope

**Instruction:** Use the Equatorial Mount Telescope to observe the target given in the star chart. Write down the **Name** and make sure the target is **focused**.

**Included:**

- Equatorial Mount Telescope
- Mount is already polar aligned
- Eyepiece: 25 mm
- Finder scope already aligned with the main scope
- Telescope starts already pointing at “starting star” (see map)
- Star chart with starting and target position marked.

Target name: \_\_\_\_\_



-

## N2: Observation with Dobsonian Telescope

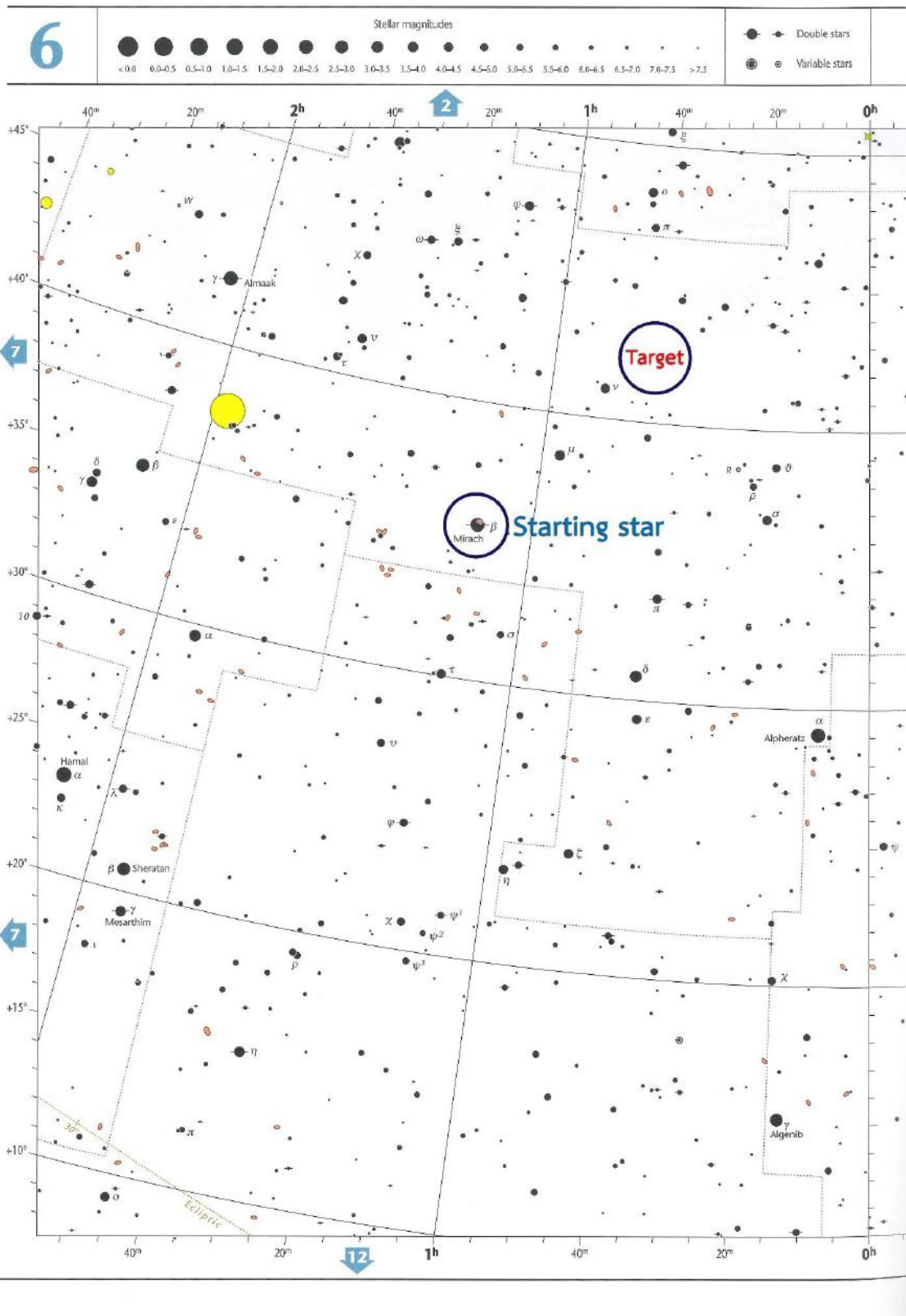
**Instruction:** Use the Dobsonian Telescope provided to observe only one of the following objects and focus on selected object.

	Name	Bayer Designation
<input type="checkbox"/>	Menkar	$\alpha$ Cet
<input type="checkbox"/>	Markab	$\alpha$ Peg
<input type="checkbox"/>	Hamal	$\alpha$ Ari
<input type="checkbox"/>	Fomalhaut	$\alpha$ PsA
<input type="checkbox"/>	Alpheratz	$\alpha$ And

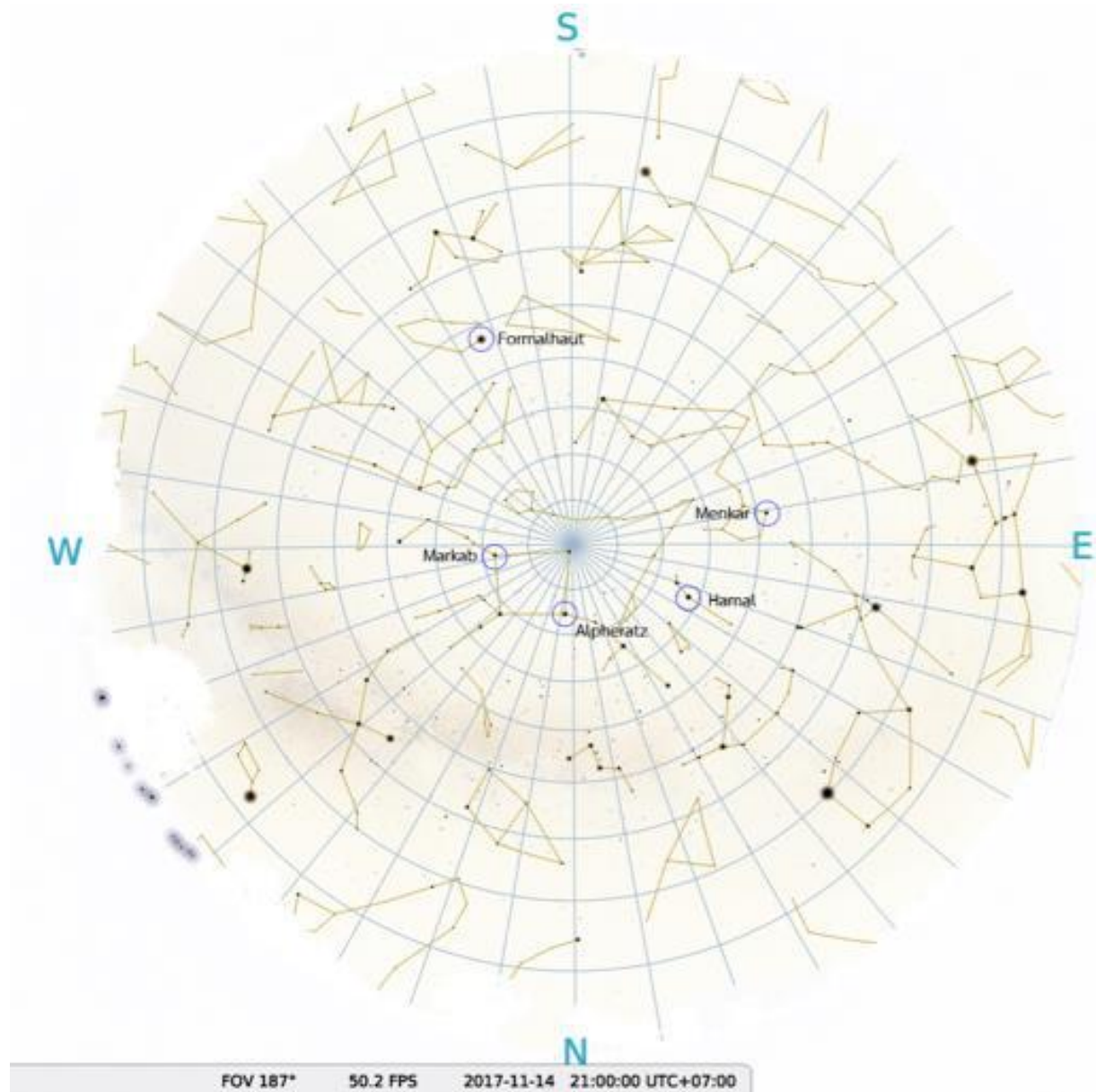
**Included:**

- Dobsonian Telescope
- Eyepiece: 12 and 25 mm
- Finder scope is already aligned with main scope.





Note: To be provided attached to a clipboard at exam station



Note: approximate sky during exam hours (Not provided to the examinees)



Note: provided at exam station



## Observational Examination (Day)



### Instructions

1. Do not open the exam envelop yourself.
2. This part of the exam consists of 7\* problems located in separate exam stations.
3. You have 5 minutes to complete each problem.
4. After “out of time” is signaled, stop all actions and remain at the same station.
5. After “next station” is signaled, proceed to the next exam station and hand the exam envelope to the station’s proctor.
6. Use only blue pen to mark into the answer sheets provided. Any answers written in the answer sheet at the end of timer is considered final and will be graded towards the final score.

---

\* Number of problems will be reduced to 5 if night observation was successful



-

# P1: Naked eye observation from real sky with panoramic 360-degrees image

**Instruction:** Estimate the LST (Local Sidereal Time) at the time the image was taken, rounded to nearest hour

**Included:**

- Panoramic 360-degrees image of the sky at night at an unknown location
- Computer screen
- Keypad to pan around the image
- Coordinates of bright stars

Name	Bayer Designation	Declination (Dec)	Right Ascension (RA)
Rigel Kentaurus	$\alpha$ Cen	$-60^{\circ} 50' 02.3737''$	14h 39m 36.5s
Arcturus	$\alpha$ Boo	$+19^{\circ} 10' 56''$	14h 15m 39.7s
Vega	$\alpha$ Lyr	$+38^{\circ} 47' 01''$	18h 36m 56.3s
Capella	$\alpha$ Aur	$+45^{\circ} 59' 53''$	05h 16m 41.4s
Altair	$\alpha$ Aql	$+08^{\circ} 52' 06''$	19h 50m 47.0s
Aldebaran	$\alpha$ Tau	$+16^{\circ} 30' 33''$	04h 35m 55.2s
Antares	$\alpha$ Sco	$-26^{\circ} 25' 55''$	16h 29m 24.5s
Spica	$\alpha$ Vir	$-11^{\circ} 09' 41''$	13h 25m 11.6s
Deneb	$\alpha$ Cyg	$+45^{\circ} 16' 49''$	20h 41m 25.9s
Dubhe	$\alpha$ UMa	$+61^{\circ} 45' 04''$	11h 03m 43.7s
Polaris	$\alpha$ UMi	$+89^{\circ} 15' 51''$	02h 31m 49.1s
Alpheratz	$\alpha$ And	$+29^{\circ} 05' 26''$	00h 08m 23.3s
Schedar	$\alpha$ Cas	$+56^{\circ} 32' 14''$	00h 40m 30.4s

LST of the image: \_\_\_\_\_



-

## P2: Planet observation with real sky in panoramic 360-degrees image

**Instruction:** Count the number of planets visible in this image above the horizon and name the constellations they're in (with IAU designations).

**Included:**

- A panoramic 360-degrees image of the sky at night at an unknown location
- Computer screen
- Keypad to pan around the image

Number of Planets visible: \_\_\_\_\_

List the constellations (with IAU designations, i.e. Ursa Major or UMa):

\_\_\_\_\_



Observational Examination (Night)

Student Code:

-

## P3: Analemma on another planet

**Instruction:** Find the Obliquity (Axial Tilt) of the planet

**Included:**

- A generated analemma (position of a Star taken from the surface of a planet with interval separated by mean solar day of the planet over an orbital period around a Star) of a fictitious planet orbiting around a Star.
- Result is graphed on a paper with each major grid representing  $5^\circ$

The obliquity of the planet : \_\_\_\_\_




Observational Examination (Night)

Student Code:

-

Analemma on Planet X







Observational Examination (Night)

Student Code:

-

## P4: Exposure time from a Photograph

**Instruction:** Estimate an exposure time of a given “Star Trails” image.


**Included:**

- A “Star Trails” image that was taken by a still camera capturing image over a period of time.
- Ruler

Exposure time: \_\_\_\_\_

## P5: Find True North from Moon shadow

**Instruction:** Draw an arrow pointing North in the data sheet



**Included:**

- Simulated position of moon shadows of a pole at certain intervals in the span of a day.
- The observer is located in the Southern hemisphere at latitude  $27^{\circ}\text{S}$ .
- The moon's declination that night is  $+15^{\circ}$
- Ruler, Compass (drawing tool), Geometry kit




Observational Examination (Night)

Student Code:

-

Data sheet





Observational Examination (Night)

Student Code:

-

## P6: Find Latitude from Equatorial Mount

**Instruction:** Without altering the polar alignment, find the observer's latitude based on a previously polar-aligned equatorial mount.

**Included:**

- An Equatorial Mount Telescope that has already been **properly** aligned to a location in the northern celestial pole.
- Bubble Level.
- Latitude dial on the mount is covered (you may not use it).

Latitude: \_\_\_\_\_



Observational Examination (Night)

Student Code:

-

## P7: Precision Polar Alignment with Equatorial Mount

**Instruction:** Perform a polar alignment on the equatorial mount provided

**Included:**

- Equatorial Mount with polar scope (has not been polar aligned)
- Date and Time (GMT, UTC+0) of the time performing the polar alignment
- Diagram of the sky's position at the time
- A light source to be substituted with Polaris to be used for proper polar alignment (already visible in the polar scope)
- Longitude of observer

Date and Time : 30 Aug 2017 / 23:30

Longitude :  $10^{\circ}$  E



# “Escape”

## Instruction

After being shipwrecked (by the theory paper), you are stranded on an unknown island at an unknown location. Luckily, behind the door is a satellite radio that you can use to escape the island. You must use any information available to you to find the correct combination to unlock the door.

Bolted on the door are three combination locks. Enter the correct 4-digit combination and the lock will open.

The information required on the three locks are:

- A. The **Latitude** of this island (in “00LL” format, 0000 - 0090)
- B. The **Longitude** of this island (in “0LLL” format, 0000 - 0180)
- C. The **Month** of the observed sky above you (in “00MM” format, 0001 - 0012)

In order to solve this, the sky above you is simulated from the location of the island, but with time passing faster than real time. The *only* tools you are given are:

- An equatorial sky chart
- A clock showing the current time in GMT (remember, the time is sped up)
- Pencil and paper

The answers, in this case, are literally written in the sky.

You have 2 nights to find an escape. The game will end upon the second dawn.

Your team performance will be rated based upon the time you take to escape the room. **Each wrong combination input will add 1 minute to your total time.** The first two wrong combinations on the latitude and longitude will not be penalized.

Good Luck – you’re going to need it!